

# ACCESSORIES



## CUSTOMER CONVENIENCE SHELVES

### FEATURES

- Perfect Solution For Customer Transaction Areas
- Model #SPT146 Is A Stationary Shelf For Wall-Mounted Installations
- Model #SPT203 A.D.A. Shelf Required To Be Mounted 27" From Floor To Bottom Of Shelf
- Custom Sizes Available Upon Request

Model #SPT203  
Overall Size - 16"W x 9"D x 5"H  
Weight - Approx. 8 lbs.

Model #SPT146  
Overall Size - 12"W x 8"D x 5 1/2"H  
Weight - Approx. 5 lbs.



MODEL #SPT203





MODEL #SPT146


## WEATHERGUARD FRAMES

### FEATURES

- Stainless Steel Frame
- Metal Hinge
- Plexiglas Cover
- Designed To Protect Objects Being Transferred From Being Exposed To The Elements



MODEL #SPT532



MODEL #SPT571

Model #SPT532  
Overall Size - 19 13/16"W x 3/4"D x 13 3/8"H  
Weight - Approx. 6 lbs.

Model #SPT667  
Overall Size - 19 13/16"W x 3/4"D x 18 3/8"H  
Weight - Approx. 8 lbs.

Model #SPT571  
Overall Size - 19 13/16"W x 3/4"D x 23 3/4"H  
Weight - Approx. 9 lbs.



MODEL #SPT667

## FREE-STANDING CUP HOLDER

### FEATURES

- Stainless Steel
- (3) Holes For Beverage Cups
- Mounts Inside Of ER Series Model #SPT300 And Model #SPT301 As Well As T-Wall Series Model #SPT198 And Model #SPT319

Model #SPT199  
Overall Size - 13 5/32"W x 5"D x 2"H  
Weight - Approx. 4 lbs.



MODEL #SPT199

## HIGH-RISE CHANGE TRAY

### FEATURES

- Stainless steel
- Currency clip
- Mounts inside of Model #SPT300 & #SPT301

Model #SPT792  
Overall Size - 7 21/32"W x 3 3/32"D x 3/4"H  
Weight - Approx. 4 lbs.



MODEL #SPT792

FORM #CSACC-1 / 2-8-17

© 2017 Shure Manufacturing Corporation

See Our Website For Our Entire Line Of Quality Security Drawers, Pass-Thru Products, Shelving & Storage & Secure Case Work Cabinetry!

[www.shuresafe.com](http://www.shuresafe.com)