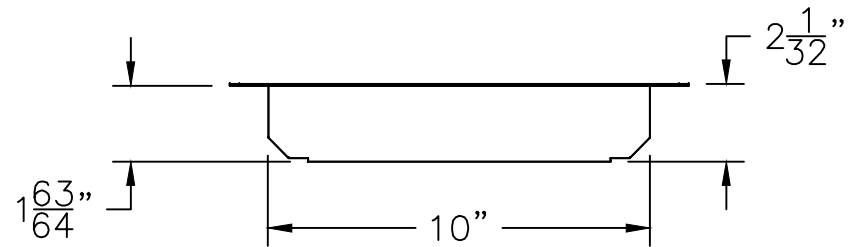
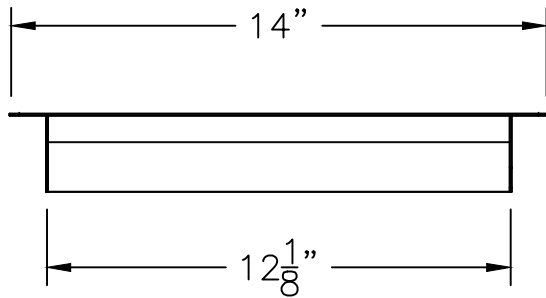




SHURESAFE SPT159 STATIONARY DEAL TRAY



COUNTERTOP CUT OUT:
12 1/4"W x 8 1/4"D x 2 5/16"H

STANDARD TOLERANCES INCHES
(EXCEPT AS NOTED)

DECIMAL	FRACTIONAL	ANGULAR
±0.1	±1/16"	±2'

Shure Shure Manufacturing Corporation
1901 West Main Street
Washington, Missouri 63090 U.S.A.

This drawing is and includes information proprietary to Shure Manufacturing Corporation. All use is prohibited except by written consent.

DRAWN BY: AH 07-30-15	DRAWING NO. SK8890
--------------------------	-----------------------